

Lengthen strap here if desired

1

Tape to pattern piece 2 here.

Leave excess here for pattern overlap.




Tape to piece 1 here.

2

Strap

Tape to piece 4 here.

Leave excess here for pattern overlap.



Tape to pattern piece 2 here.

Cross-Body Beach Bag Pattern

Designed and Created by Stephanie Struckmann

4

Tape to pattern piece 3 here.

Tape to pattern piece 5 here.

Bag

Fabric - Cut 1 on Fold

Lining - Cut 1 on Fold

Pockets

Cut 9" x 9"

Fabric - Cut 1

Lining - Cut 3

Tape to pattern piece 7 here.

Leave excess here for pattern overlap.

5

Tape to pattern piece 4 here.

Cut on the FOLD

Center Front

Tape to pattern piece 8 here.


Leave excess here for pattern overlap.

Center Back

Tape to pattern piece 3 here.

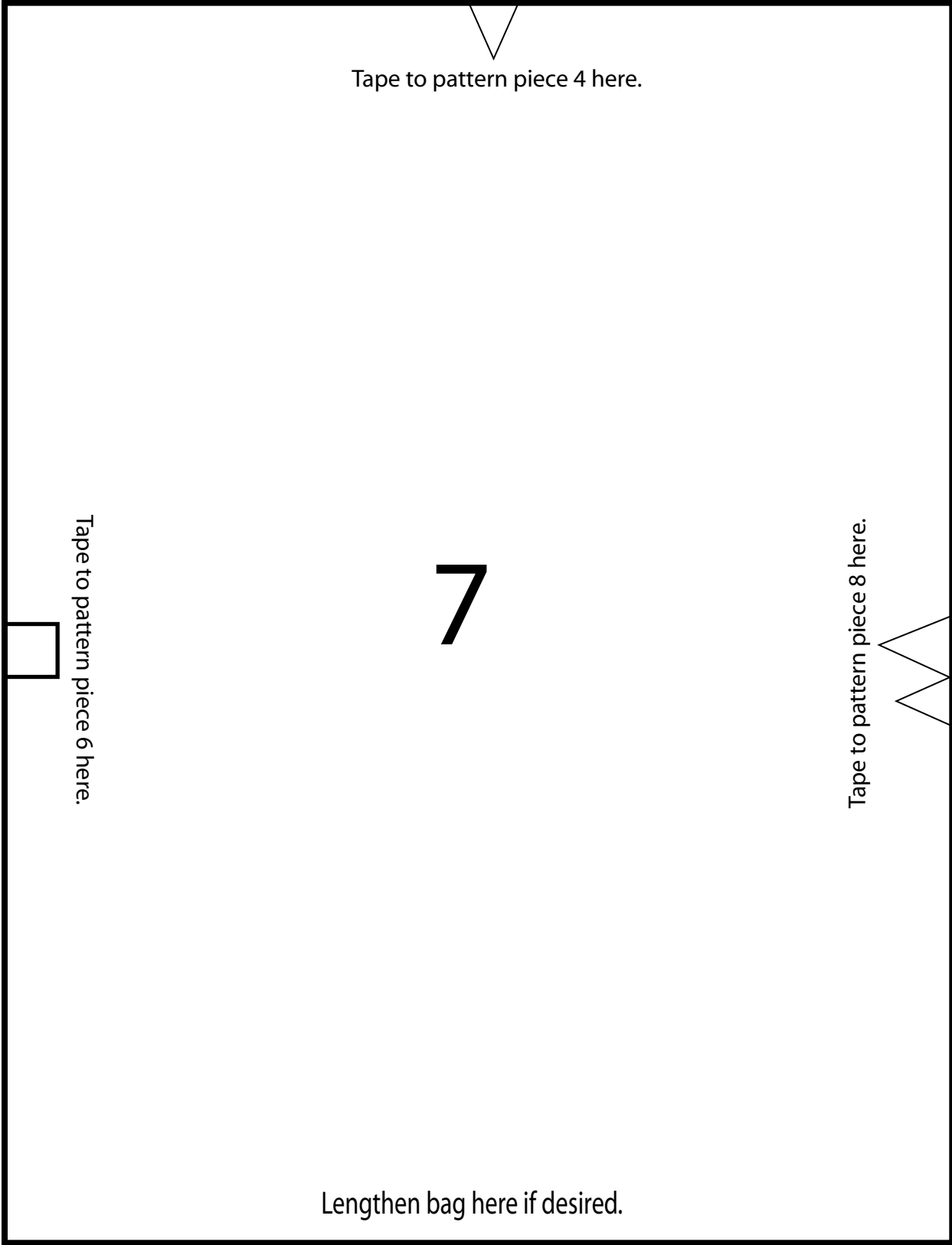
6

Tape to pattern piece 7 here.



To ensure the correct size, this square should measure 1" by 1"

Leave excess here for pattern overlap.



Tape to pattern piece 5 here.

8

Cut on the FOLD

Tape to pattern piece 7 here.

Leave excess here for pattern overlap.

Assembled pattern
should look like this!

