



Baby Lock Ellisimo GOLD II (Model BLSOG2) Software Update Version 4.04

February 2016




Introduction

If the software version of your Ellisimo GOLD II (Model BLSOG2) is earlier than version 4.04, an update program is now available for download to improve its performance.

Version 4.04 update will provide the following change:

1. Improved functionality of the following feature
Running Stitch uniformity with frame pattern enlargement.

To confirm the software version of your BLSOG2

1. Press the power switch to turn on your machine. The LCD screen comes on.
2. Touch anywhere on the initial screen.
3. Touch  (Machine Setting Mode Key) at the bottom of the display. The Settings screen appears.
4. Switch screens by using  (Previous page key) or  (Next page key) to display the software version.



5. If the "Version 1" shown, is already "4.04" or later, it is not necessary to update your machine with the program on this page.



How to download the update program

1. Create a temporary folder (ex. C:\Temp) on your computer to save the update program file to be downloaded.
2. Click the “DOWNLOAD FILE” below.
3. Select the previously created temporary folder (ex. C:\Temp) where the downloaded file should be stored.
4. Download the file.

[Download FILE](#) (UPF File size: 42.7 MB)

How to update your machine’s software

You can use USB Flash drive or a computer to update your machine's software. Follow the procedure described in the instruction manual.

***** NOTE *****

- When using USB Flash drive to update the machine’s software, check that no data except for the update file is saved on the USB Flash drive being used before beginning update.
- When using a computer connection to update the machine’s software, check your computer’s operating system.
USB functionality is only available to be used with Microsoft Windows XP, Windows Vista, Windows 7, Windows 8/ 8.1 or Windows 10.

Version 4.03 update will provide the following changes:

- Fixed the situation where the machine may stop when pressing the main pedal of the multi-function foot controller without connecting the side pedal to the main foot controller.
- Fixed the situation where the machine may trim the threads at the bar tack of buttonhole when sewing the pattern in the Large buttonhole patterns in the Additional Category of Embroidery Patterns.

